
Department of Statistics Central University of Rajasthan



SYLLABUS for

Integrated M. Sc. STATISTICS (Semester VII to X)

Proposed to be implemented for the existing 2015 batch and batches admitted in academic year 2016 onwards
and for students admitted in academic year 2019 and onwards

Department of Statistics
School of Mathematics Statistics and Computational Sciences
Central University of Rajasthan
Bandarsindri, NH-8, Kishangarh, Ajmer, Rajasthan-305801

Programme Objective:

The main objective of Integrated M.Sc. in Statistics programme in CURaj is to facilitate higher secondary passed students to learn, practice and make career in the art of information analysis for the purpose of decision making on concerned problems. Analysis can be done by using well accepted principle and scientific methods developed in Statistics. As these students have chosen the statistics at an early stage of their learning, they have an opportunity of better understanding fundamentals of statistics and equip themselves to work as a professional statistician. Training in statistical computing will enhance their job opportunities and professional skills.

Learning outcome of this program,

After the completion of Integrated M.Sc. programme, students will:

1. Learn the art of representing and dealing with random phenomenon
2. Learn basic principles and statistical concepts used in decision making
3. Learn art of gathering information by sampling and designing experiments and analyzing it
4. Be able to assist researchers for drawing inferences using their experimental out comes
5. Be able to develop and validate models on the basis of collected data

Revised Course Outline

Integrated M.Sc. Statistics

VII to X Semester

VII

Course Code	Title	Credit	Hours per week		
			Lectures	Tutorial	Practical
STA 401	Probability Theory	4	3	1	0
STA 402	Distribution Theory	4	3	1	0
STA 403	Real Analysis and Linear Algebra	4	3	1	0
STA 404	Sampling Theory	4	3	1	0
STA 405	Practicals	4	0	0	8

VIII

Course Code	Title	Credit	Hours per week		
			Lectures	Tutorial	Practical
STA 406	Estimation and Testing of Hypotheses	4	3	1	0
STA 407	Linear Models	4	3	1	0
STA 408	Stochastic Models	4	3	1	0
STA 409	Design of Experiments	4	3	1	0
STA 410	Practicals	4	0	0	8

IX

Course Code	Title	Credit	Hours per week		
			Lectures	Tutorial	Practical
STA 501	Time Series Analysis & Forecasting	4	3	1	0
STA 502	Multivariate Analysis	4	3	1	0
	Elective - 1	4	3	1	0
	Elective - 2	4	3	1	0
STA 503	Practicals	4	0	0	8

X

Course Code	Title	Credit	Hours per week		
			Lectures	Tutorial	Practical
	Elective-I	4	3	1	0
	Elective-1	4	3	1	0
STA 504	Practicals	4	0	0	8
STA 505	Project	12	-	-	-

Elective Courses for IX-Semester


Course Code	Title	Credit	Hours per week		
			Lectures	Tutorial	Practical
STA 521	Financial Mathematics	4	3	1	0
STA 522	Data Mining	4	3	1	0
STA 523	National Development Statistics	4	3	1	0
STA 524	Population Studies	4	3	1	0
STA 525	Principal and Practices of Insurance	4	3	1	0
STA 526	Statistical Methods of Non-Life Insurance	4	3	1	0
STA 527	Statistical Quality Control	4	3	1	0
STA 528	Survival Analysis	4	3	1	0
STA 529	Statistical Methods for Bio-Computing	4	3	1	0
STA 530	Computer Intensive Statistical Methods	4	3	1	0
STA 531	Decision Theory and Non Parametric Inference	4	3	1	0

Course code from STA 521-STA 540 refer to elective courses for IX semester (Integrated M.Sc. Statistics) .

Elective Courses for X-Semester

Revised Code	Title	Credit	Hours per week		
			Lectures	Tutorial	Practical
STA 541	Contingencies	4	3	1	0
STA 542	Econometrics	4	3	1	0
STA 543	Extreme Value Theory	4	3	1	0
STA 544	Life and Health Insurance	4	3	1	0
STA 545	Statistical Methods for Reliability Theory	4	3	1	0
STA 546	Statistical Quality Management	4	3	1	0
STA 547	Stochastic Finance	4	3	1	0
STA 548	Machine Learning	4	3	1	0
STA 549	Statistical Analysis of Clinical Trials	4	3	1	0
STA 550	Bayesian Inference	4	3	1	0

Course code from STA 541-STA 560 refer to elective courses for X semester (Integrated M.Sc. Statistics)




Course Code	STA 401
Course Name	Probability Theory
Credits	04
Objective:	
The main purpose is to introduce Probability Theory under Axiomatic approach and develop further theory and concepts including the limit behaviours.	
Learning Outcome:	
<ul style="list-style-type: none"> - Learning the concept of field, sigma field, probability space, probability measure. - Knowing various inequalities. - Understanding independence of events. - Learning the concept of convergence of sequences of random variables. - Learning Borel Cantelli lemma, Kolmogorov 0-1 law, Slutsky's theorem, Law of Large Numbers, and CLT. 	
Unit-1	
Classes of sets, field and sigma fields, limit of sequences of subsets, sigma field generated by a class of subsets, Borel fields. Probability measure on a sigma field, probability space, continuity of a probability measure. Real and vector-valued random variables.	
Unit-2	
Distribution functions of discrete rvs, continuous and mixed type rv, decomposition of a df. Expectation of rv and its properties. Linear properties of Expectations, Inequalities: Jensen's, Chebychevs, Markov, Hölders and Lyapounov inequalities.	
Unit-3	
Independent of two events and $n(>2)$ events, sequence of independent events, independent class of events π -systems and λ -systems of events, Dykin's theorem(without proof) independence of rvs of events. Borel zero-one law, Borel-Cantelli Lemma, Kolmogorov zero-one law.	
Unit-4	
Convergence of sequences of random variables. Convergence in distribution and in probability. Almost sure convergence and convergence in the r^{th} mean. Implication between modes of convergence. Slutsky's theorem. Monotonic convergence theorem and dominated convergence theorem. Fatous lemma. Law of large number: weak law of large number, Tchebychev and Khintchine theorem (with proof) and strong law of large number (without proof). Inversion, Continuity and Uniqueness theorems of Characteristics function. Demoiivre-Laplace Central Limit Theorem, Liapounovs and Lindeberg's CLT (without proof).	
References	
<ol style="list-style-type: none"> 1. Bhat, B. R. (1999). Modern Probability Theory, 2/e, New Age International, New Delhi. 2. Rao. B. L. S. Prakasa (2009). A First course in Probability and Statistics. World Scientific 3. Meyer, P.A. An Introduction to Probability and Its Applications. PHI 4. Rohatgi V.K & A.K. MD. EhsanesSaleh (2001): An Introduction to Probability Theory and Mathematical Statistics, 2nd. John Wiley and Sons. 	

Course Code	STA 402
Course Name	Distribution Theory
Credits	04
Objective:	
The main objective is to know the genesis of important distributions, their properties. Introducing of bivariate distributions, conditional and marginal distributions and distributions of Order Statistics.	
Learning Outcome:	
<ul style="list-style-type: none"> - Discrete and Continuous Distributions. - Knowledge of theoretical foundations of Statistical Distributions. - Transformation of variables. - Relation between various distributions. - Application of various distributions. - Learning Compounding and Truncation techniques to generate new distributions. - Learning distribution of order statistics. 	
Unit-1	
Review of Discrete and Continuous distributions. Weibull, Pareto, lognormal, Laplace, Cauchy, logistic, Rayleigh distribution their properties and applications.	
Unit-2	
Discrete and continuous bivariate random variables: Definitions, Computation of probabilities of various events, marginal, conditional, product moments and correlations. Conditional expectation and conditional variance. The p. d. f. of a bivariate normal distribution, Marginal and conditional distributions, conditional expectation and conditional variance, regression lines of Y on X and X on Y., independence and uncorrelated-ness imply each other, m. g. f and moments. Plotting of bivariate normal density function.	
Unit-3	
Functions of random variables and their distributions using Jacobian of transformation and other tools. Distribution of distribution function. Bivariate exponential distributions. Concept of a sampling distribution. Sampling distributions of t, χ^2 and F (central and non central), their properties and applications. Cochran's theorem. Independence of quadratic forms.	
Unit-4	
Compound, truncated and mixture distributions. Convolutions of two distributions. Order statistics: their distributions and properties. Joint, marginal and conditional distribution of order statistics. The distribution of sample range and sample median. Extreme values and their asymptotic distribution (statement only) with applications.	
References	
<ol style="list-style-type: none"> 1. Rohatgi V.K & A.K. MD. EhsanesSaleh: An Introduction to Probability Theory and Mathematical Statistics, 2nd. John Wiley and Sons, 2001. 2. Johnson, Kotz and Balakrishna, Continuous univariate distributions, Vol- 1 IInd Ed, John Wiley and Sons 3. Johnson, Kemp and Kotz, Univariate discrete distributions, IInd Ed, John Wiley and Sons 4. Mukhopadhyay P. (1996): Mathematical Statistics, New central Book Agency (P) Ltd. Calcutta. 5. Goon, Gupta & Das Gupta (1991): An Outline of Statistical Theory, Vol. I, World Press. 6. David, H. A., & Nagaraja, H. N. (1970). Order statistics. John Wiley & Sons, Inc.. 	

Course Code	STA 403
Course Name	Real Analysis and Linear Algebra
Credits	04
Objective:	
The main purpose is to provide mathematical foundation for statistics courses to enhance their knowledge in Real Analysis and Linear algebra.	
Learning Outcome:	
<ul style="list-style-type: none"> - Students will be aware of the need and use of Real Analysis and Linear algebra tools - Students will be aware of conversant with Matrix theory concepts to be used in Multivariate Analysis, Linear Models and Designs of Experiments. - Knowledge of these concepts will help the students for their higher students. 	
Unit-1	
Review of basic differential and integral calculus. Elementary set theory, finite, countable and uncountable sets, Real numbers, limit point, interior point, open and closed subsets of \mathbb{R} , supremum, infimum. convergence, limsup, liminf, Bolzano-Weisstrass theorem, Heine Borel theorem, continuity, uniform continuity, differentiability, Riemann sums and Riemann integral, Improper Integrals. Mean value theorem. Riemann-Stieltjes (R-S) integral of a bounded real valued function. Necessary and sufficient condition for R-S integrability. Properties of R-S integrals. Integration by parts. Change of variables in R-S integrals.	
Unit-2	
Sequences and series of functions, uniform convergence, Weierstrass test. Monotonic functions, types of discontinuity, functions of bounded variation. Functions of several variables, partial derivative, derivative as a linear transformation. Maxima and minima of functions of several variables. Lagrangian multipliers.	
Unit-3	
Vector spaces, subspaces, linear dependence, basis, dimension, algebra of linear transformations. Algebra of matrices, rank and determinant of matrices, inverse matrices, generalized inverse of a matrix and its properties, linear equations, eigen values and eigenvectors and their applications. Cayley-Hamilton theorem. Spectral decomposition of a symmetric matrix.	
Unit-4	
Matrix representation of linear transformations. Orthogonal transformations. Orthogonal and idempotent matrices. Change of basis, inner product spaces, canonical forms, diagonal forms. Quadratic forms, reduction and classification of quadratic forms.	
References	
<ol style="list-style-type: none"> 1. Searle, S. R. (1982). Matrix Algebra Useful for Statistics; John Wiley, New York. 2. RamachandraRao, A. and Bhimasankaram, P. (1992): Linear Algebra, Tata McGraw hill. 3. Trench William (2003). Introduction to Real Analysis., Pearson Education 4. Krishnamurthy V., Mainra V.P. and Arora J. L. (2009) An introduction to Linear Algebra, East-West Press Pvt Ltd. 5. Rudin, W. (1985). Principles of Mathematical Analysis, McGrawhill, New York. 6. Malik, S.C. and Arora, S. (1998). Mathematical Analysis, New Age, New Delhi. 7. Bartle,R.G.(1975) The Elements of Real Analysis, 2/e, John Wiley. 	

Course Code	STA 404
Course Name	Sampling Theory
Credits	04
Objective:	
The main objective is to provide the knowledge of concept of sample and population in statistics and also the various sampling schemes. Estimation of population parameters and their respective standard errors.	
Learning Outcome:	
<ul style="list-style-type: none"> - Learning the basic concept of sampling and related terminologies. - Understanding various types of sampling schemes, with their advantages and disadvantages, and estimation of population parameters with their standard errors. - Learning the use of auxiliary information in the ratio and regression method of estimation. - Understanding need of double sampling scheme. - Understanding non sampling errors and use of some estimation techniques with special reference to non-response problems. 	
Unit-1	
Fixed population and super-population approaches. Distinct features of finite population sampling, Probability sampling design and estimators along with basic statistical properties. Review of some important results in SRSWOR and SRSWR.	
Unit-2	
Estimation of population mean/Total in stratified population, Allocation problem in stratified random sampling in case of fixed cost and also for specified precision. Expression for variance of stratified sample mean in case of fixed cost, formation and construction of strata, Post stratification, Double sampling with post stratification, Deep stratification, Controlled sampling.	
Unit-3	
Unequal probability sampling: PPSWR/WOR methods (including Lahiri's scheme) and DesRaj estimator, Murthy estimator (for $n=2$). Horvitz Thompson Estimator of finite population total/mean, Expression for Variance (HTE) and its unbiased estimator, Issue of non-negative variance estimation.	
Unit-4	
Double sampling scheme, some double sampling estimators for mean using auxiliary character (Ratio, regression and product) method of estimation, Some unbiased ratio type estimators for population mean, Concept of cluster sampling, two stage sampling, Two phase sampling, Non-sampling error with special reference to non-response problems.	
References	
<ol style="list-style-type: none"> 1. Cochran, W.G: Sampling Techniques, Wiley Eastern Ltd., New Delhi. 2. Sukhatme, P.V., Sukhatme, B.V. and Ashok A.: Sampling Theory of Surveys with Applications, Indian Society of Agricultural Statistics, New Delhi. 3. Murthy, M.N: Sampling Methods, Indian Statistical Institute, Kolkata. 4. Daroga Singh and Choudhary F.S.; Theory and Analysis of Sample Survey Designs, Wiley Eastern Ltd., New Delhi. 5. Mukhopadhyay, Parimal: Theory and Methods of Survey Sampling, Prentice Hall. 	

Course Code	STA 405
Course Name	Practicals
Credits	04
Objective: The main objective is to enhance the practical knowledge of an individual in statistical problem solving using Computer Software.	
Learning Outcome: - Learning to perform Statistical Computation using Software.	
Content	Practical based on IMST 411-414
Students will be required to do practicals using R-software based on opted theory papers	
<ol style="list-style-type: none"> 1. Convergence of the random variable. 2. Fitting of discrete and continuous distributions 3. Sketching of p.m.f./ pdf of discrete/ continuous distributions 4. Random variable generation for Weibull, Pareto, lognormal, Laplace, Cauchy, logistic, Rayleigh distribution and computation of distributional properties. 5. R- program (User defined) for Matrix operations (Multiplication, determinate, inverse, Eigen values and vector) 6. Simple random sampling with and without replacement. 7. Stratified random sampling. 8. Unequal probability sampling: PPSWR/WOR methods (including Lahiri's scheme) 9. Horvitz-Thompson Method of Estimations 10. Double sampling 11. Ratio Method of Estimation. 12. Regression Method of Estimation. 13. Cluster sampling 14. Two stage sampling, Two phase sampling, Non-sampling error 	



EIGHT SEMESTER


Course Code	STA 406
Course Name	Estimation and Testing of Hypotheses
Credits	04
Objective:	
The main purpose is to make an individual understand basic theoretical knowledge about fundamental principles of statistical inference.	
Learning Outcome:	
<ul style="list-style-type: none"> - Learning different estimation techniques. - Learning properties of a good estimator. - Learning to develop estimators for estimating population parameter. - Learning basics of testing of hypothesis, calculation of type 1 and type 2 error. - Understanding Cramer Rao inequality, Rao Blackwell theorem, Lehmann - Scheffe theorem, Cramer Hazurbazar theorem. - Learning the concept of MVBUE, MVUE, UMVUE. - Knowledge of construction of MP test and UMP test. - Knowledge of GLRT and SPRT. - Knowledge of Interval Estimation. 	
Unit-1	
Criteria of a good estimator: unbiasedness, consistency, efficiency and sufficiency. Concept of mean squared error. Fisher-Neyman factorization theorem, Family of distributions admitting sufficient Statistic. Point estimation, Maximum likelihood method (MLE), moments, Least squares method. Method of minimum chi-square and percentiles. Properties of maximum likelihood estimator (with proof). Successive approximation to MLE, Method of scoring and Newton-Raphson method.	
Unit-2	
Cramer-Rao inequality and its attainment, Cramer-Huzurbazar theorem (statement only), Completeness and minimal sufficient statistic, Ancillary statistic, Basu theorem, Uniformly minimum variance unbiased estimator (UMVUE). Rao-Blackwell and Lehmann-Scheffe theorems and their applications, Review of convergences of random variables and their implications, Delta method and its application, Asymptotic efficiency and asymptotic estimator, consistent asymptotic normal (CAN) estimator.	
Unit-3	
Statistical Hypothesis, critical region, types of errors, level of significance, power of a test, Test function, Randomized and non-randomized tests, Most powerful test and Neyman-Pearson lemma. MLR family of distributions, unbiased test. Uniformly most powerful test. Uniformly most powerful unbiased test. Likelihood ratio test with its properties. SPRT, OC curve, ASN function, Wald's equation and problems.	
Unit-4	
Confidence interval, confidence level, construction of confidence intervals using pivots, Determination of confidence intervals based on large and small samples, uniformly most accurate one sided confidence interval and its relation to UMP test for one sided null against one sided alternative hypotheses.	
References	
<ol style="list-style-type: none"> 1. George Casella, Roger L. Berger, Statistical Inference, 2nd ed., Thomson Learning. 2. Mukhopadhyay P.: Mathematical Statistics, New central Book Agency (P) Ltd. Calcutta. 3. Rao, C.R.: Linear Statistical Inference and its Applications, 2nd ed, Wiley Eastern. 4. Rohatgi, V.K.: An Introduction to Probability Theory and Mathematical Statistics, Wiley Eastern. 5. Goon, Gupta & Das Gupta: An Outline of Statistical Theory, Vol. II, World Press. 6. Hogg, R.V. and Craig, A.T.: Introduction to Mathematical Statistics, McMillan. 7. Kale, B.K. : A First Course on Parametric Inference, Narosa Publishing House. 8. Lehmann, E.L. Testing Statistical Hypotheses, Student Editions. 	

Course Code	STA 407
Course Name	Linear Models
Credits	04
Objective: The main purpose is to provide the theoretical foundations for the Linear Estimation Theory and Regression Analysis.	
Learning Outcome: <ul style="list-style-type: none"> - Understanding how Regression techniques are used in the statistical data analysis. - Knowing different methods to estimate and test the relation between the independent and dependent variables. - Understanding the concept of generalized linear model. 	
Unit-1	
Theory of linear estimation, Estimable function, Simple linear regression, multiple regression model, least squares estimation, variance and covariance of least squares estimator, Gauss-Markov theorem in linear estimation.	
Unit-2	
Interval Estimation for regression coefficients β_0, β_1 and σ^2 , Interval estimation of the linear functions of β . Interval estimation of the mean response, simultaneous confidence intervals. The R^2 statistic. Hypothesis testing for model adequacy, testing of sub hypothesis. Test of hypothesis for a linear parametric function. Point and interval prediction.	
Unit-3	
Fundamental concept of generalized linear model (GLM), exponential family of random variables. Link functions such as Logit, Probit, binomial, inverse binomial, inverse Gaussian, gamma. Non linear models, ML estimation in non linear models.	
Unit-4	
Diagnostic checks for suitability and validation of a linear regression model, graphical techniques, tests for normality, linearity, uncorrelated ness, multi collinearity, lack of fit, C_p criterion. Ridge regression, outliers and influential observations. Stepwise, forward and backward procedures for selection of best sub-set of repressors.	
References	
<ol style="list-style-type: none"> 1. Montgomery, Douglas C.; Peck, Elizabeth A.; Vining, G. Geoffrey: (2003) Introduction to Linear Regression Analysis. John Wiley and sons. 2. Draper, N. R. & Smith, H(1998) Applied Regression Analysis, 3rd Ed., John Wiley.. 3. Dobson, A. McCullagh, P & Nelder, J. A. (1989) Generalized Linear Models, Chapman & Hall. 4. Ratkowsky, D.A. (1983) Nonlinear Regression Modelling (Marcel Dekker). 5. Hosmer, D.W. & Lemeshow, S. (1989) Applied Logistic Regression (John Wiley). 6. Seber, G.E.F. and Wild, C.J. (1989) Nonlinear Regression (Wiley) 7. Neter, J., Wasserman, W., Kutner, M.H. (1985) Applied Linear Statistical Models. (Richard D. Irwin). 8. Rao.C.R(1973):.Linear statistical Inference and its application. 9. Goon, A.M., Gupta, M.K. and Das Gupta, B. (1967): An Outline of Statistical Theory. 	

Course Code	STA 408
Course Name	Stochastic Process
Credits	04
Objective:	
The main objective of the paper is to provide theoretical foundations of Stochastic Processes and to introduce different Stochastic/Random Processes and their applications.	
Learning Outcome:	
<ul style="list-style-type: none"> - Classification of general Stochastic Process. - Learning Markovian properties and its consequences. - Understanding Poisson Process and its importance. - Learning applications of Branching processes. 	
Unit-1	
Definition and examples of stochastic process: Classification of general stochastic processes into discrete/continuous time, discrete/continuous state spaces, elementary problems, Random walk and Gambler's ruin problems, Counting process.	
Unit-2	
Markov chains: Definition and examples of Markov Chain, Transition probability matrix, classification of states, communicating classes, recurrence: non-recurrence, Irreducibility, Stationary distribution and its interpretation. Chapman-Kolmogorov equation, Stationary probability distribution and its applications. Computation of n-step transition probability matrix by spectral representation. Absorption probability and mean time to absorption.	
Unit-3	
Continuous time Markov Chain: Poisson process and related inter-arrival time distribution, compound Poisson process, Pure birth process, pure death process, birth and death process, problems, Renewal processes, Elementary renewal theorem (statement only) and its applications.	
Unit-4	
Galton -Watson branching processes: Definition and examples of discrete time branching process, Probability generating function and its properties, Offspring mean and probability of extinction. Introduction to Brownian motion process and its basic properties.	
References	
<ol style="list-style-type: none"> 1. Kulkarni, Vidyadhar: Modeling and Analysis of Stochastic systems, G. Thomson Science and Professional. 2. Bhat, B.R.: Stochastic Models: Analysis and Applications, (2nd New Age International, India). 3. Medhi J. : Stochastic processes, new Age International (P) Ltd. 4. Karlin S. and Taylor H.M. : A First Course in Stochastic Process, Academic Press 5. Hoel P.G., Port S.C. and Stone C.J.: Introduction to Stochastic Process, Universal Book Stall. 6. Parzen E. : Stochastic Process, Holden-Day 7. Cinlar E. Introduction to Stochastic Processes, Prentice Hall. 8. Adke S.R. and Manjunath S.M.: An Introduction to Finite Markov Processes, Wiley Eastern. 9. Ross S.M.: Stochastic Process, John Wiley. 10. John G. Kemeny, J. Laurie Snell, Anthony W. Knapp: Denumerable Markov Chains. 	

Course Code	STA 409
Course Name	Design of experiments
Credits	04
Objective:	
The main objective is to provide the theoretical foundations for design and analysis of experiments.	
Learning Outcome:	
<ul style="list-style-type: none"> - Understanding data analysis using design of experiments methods in CRD, RBD, LSD, BIBD. - Understanding ANOCOVA. - Understanding the concept, use and analysis of factorial experiments. 	
Unit-1	
Basic principle of experimental design, overview of RBD, CRD and LSD, Missing plot techniques in RBD with one and two missing observations, Analysis of LSD with one missing observation.	
Unit-2	
General theory of intra block analysis of block design, connectedness and balancing block design, incomplete block design, intra block analysis of BIBD and its properties.	
Unit-3	
Purpose of analysis of covariance. Practical situations where analysis of covariance is applicable. Model for analysis of covariance in CRD and RBD. Estimation of parameters (derivations are not expected).Preparation of analysis of covariance (ANOCOVA) table, test for $\beta = 0$, test for equality of treatment effects (computational technique only).	
Unit-4	
General description of factorial experiments, factorial effects, analysis of factorial experiment (2^n , 3^n), main and interaction effects, advantages and disadvantages, total and partial confounding, split plot experiment.	
References	
<ol style="list-style-type: none"> 1. Goon, Gupta, Dasgupta: Fundamental of Statistics, Vol. I and II, The World Press Pvt. Ltd. Kolkata. 2. Montgomery, D.C.: Design and Analysis of Experiments, Wiley Eastern Ltd., New Delhi. 3. Cochran, W.G. and Cox, G.M.: Experimental Design, John Wiley and Sons, Inc., New York. 4. Gupta, S.C. and Kapoor, V.K. : Fundamentals of Applied Statistics, S. Chand & Sons, New Delhi. 5. Das, M.N. and Giri, N.C. : Design and Analysis of Experiments, Wiley Eastern Ltd., New Delhi. 6. Joshi, D. D.: Linear estimation and design of experiment. 7. Dey, Alok: Theory of block designs, Wiley Eastern. 	

Course Code	STA 410
Course Name	Practicals
Credits	04 (0-0-4)
Objective: The main objective is to enhance the practical knowledge of an individual in statistical problem solving using Computer Software.	
Learning Outcome: - Learning to perform Statistical Computation using software.	
CONTENT	Practical based on MST 421-424
Students will be required to do practicals using R-software based on Course IMST 421-424 . There shall be minimum four practical assignments from each course of the semester.	





NINTH SEMESTER

PAPER CODE	STA 501
PAPER NAME	Time Series Analysis & Forecasting
CREDIT	04
Objective:	
The main purpose is to teach the time series modelling and the concept of forecasting and future planning.	
Learning Outcome:	
<ul style="list-style-type: none"> - Students will be acquainted with different time series models such as MA, AR, ARMA and ARIMA models. - They will learn of models for forecasting purpose. - 	
Unit-1	
Basics of Time series: A model Building strategy, Time series and Stochastic process, stationarity, Auto correlation, meaning and definition-causes of auto correlation-consequence of autocorrelation-test for auto-correlation. Study of Time Series model and their properties using correlogram, ACF and PACF. Yule walker equations.	
Unit-2	
Time Series Models: White noise Process, Random walk, MA, AR, ARMA and ARIMA models, Box- Jenkins's Methodology fitting of AR(1), AR(2), MA(1), MA(2) and ARIMA(1,1) process. Unit root hypothesis, Co-integration, Dicky Fuller test unit root test, augmented Dickey - Fuller test.	
Unit-3	
Non-linear time series models, ARCH and GARCH Process, order identification, estimation and diagnostic tests and forecasting. Study of ARCH (1) properties. GARCH (Conception only) process for modelling volatility.	
Unit-4	
Multivariate Time series: Introduction, Cross covariance and correlation matrices, testing of zero cross correlation and model representation. Basic idea of Stationary vector Autoregressive Time Series with orders one: Model Structure, Granger Causality, stationarity condition, Estimation, Model checking.	
References	
<ol style="list-style-type: none"> 1. Box, G. E. P. and Jenkins, G. M.: Time Series Analysis - Forecasting and Control, Holden - day, San Francisco. 2. Chatfield, C.: Analysis of Time Series, An Introduction, CRC Press. 3. Ruey S. Tsay :Analysis of Financial Time Series, Second Ed. Wiley& Sons. 4. Ruey S. Tsay :Multivariate Time series Analysis: with R and Financial Application, Wiley& Sons. 5. Montgomery, D. C. and Johnson, L. A.:Forecasting and Time series Analysis, McGraw Hill. 6. Kendall, M. G. and Ord, J. K. :Time Series (Third edition), Edward Arnold. 7. Brockwell, P. J. and Davies, R. A. :Introduction to Time Series and Forecasting(second Edition - Indian Print). Springer. 8. Chatfield, C. :The Analysis of Time series: Theory and Practice. Fifth Ed. Chapman and Hall. 9. Hamilton Time Series Analysis 10. Jonathan, D. C. and Kung, S.C. :Time Series Analysis with R. Second Ed. Springer. 	

PAPER CODE	STA 502
PAPER NAME	Multivariate Analysis
CREDIT	04
Objective:	
The main objective is to introduce the concept of analysing multivariate data and to increase familiarity with the handling of multivariate data.	
Learning Outcomes:	
<ul style="list-style-type: none"> - Learning properties of multivariate normal distribution. - Learning to analyse multivariate data sets. - Understanding multivariate hypothesis tests and drawing appropriate conclusions. - Knowledge of data reduction techniques. 	
Unit-1	
Concept of random vector and random matrix. Multivariate distribution function and marginal and conditional distribution. Review of Multivariate Normal Distribution (MVND) and its properties. Distribution of sample mean vector and its independence. Estimation of parameters of MVND. Multiple linear equations, Multiple correlation, partial correlation in multiple setup and Distribution of sample multiple and partial correlation in null case. Partial and multiple correlation coefficients, their maximum likelihood estimators (MLE).	
Unit-2	
Wishart distribution and its properties. Hotelling's T^2 and its applications. Hotelling's T^2 statistic as a generalization of square of Student's statistic. Distance between two populations, Mahalanobis D^2 statistic and its relation with Hotelling's T^2 statistic.	
Unit-3	
<ul style="list-style-type: none"> • Classification problem, discriminant analysis. • Principle component analysis. • Canonical correlation. 	
Unit-4	
<ul style="list-style-type: none"> • Factor Analysis. • Cluster Analysis 	
References	
<ol style="list-style-type: none"> 1. Kshirsagar A. M. : Multivariate Analysis. Maral-Dekker. 2. Johnosn, R.A. and Wichern. D.W.: Applied multivariate Analysis. 5th Ad. Prentice -Hall. 3. Anderson T. W.: An introduction to Multivariate statistical Analysis 2nd Ed. John Wiley. 4. Morrison D.F.: Multivariate Statistical Methods McGraw-Hill. 5. Giri, N. C. (2014). Multivariate statistical inference. Academic Press. 	

Course Code	STA 503
Course Name	Practicals
Credits	04
Objective: The main objective is to enhance the practical knowledge of an individual in statistical problem solving using Computer Software.	
Learning Outcome: - Learning to perform Statistical Computation using software.	
CONTENT	Practicals
Students will be required to do practicals using R-software based on opted theory papers	
<ol style="list-style-type: none"> 1. Select a series and obtain Mean, Variance and auto covariance autocorrelation upto lag 5. 2. Compute and plot the empirical autocovariance function and the empirical autocorrelation 3. Generate and plot AR(3)-processes (Y_t), $t = 1, \dots, 500$ where the roots of the characteristic polynomial have the following properties: (i) all roots are outside the unit disk, (ii) all roots are inside the unit disk, (iii) all roots are on the unit circle, (iv) two roots are outside, one root inside the unit disk, (v) one root is outside, one root is inside the unit disk and one root is on the unit circle, (vi) all roots are outside the unit disk but close to the unit circle. 4. Fit a time series using Box-Jenkins Methodology. 5. Establish Yule Walker equations of order 5. 6. Take a GDP series and test the unit root hypothesis using DF and ADF test. 7. Obtain the autocorrelation and cross correlation for a multivariate time series. 8. Sketch of posterior distribution with informative and non-informative priors. 9. Bayes estimation of parametric family of distributions. 10. Posterior predictive distribution. 11. Monte Carlo integration. 12. Acceptance reject method. 	

ELECTIVES for IX-SEMESTER

Course Code	STA 521
Course Name	Financial Mathematics (Elective)
Credits	04
Objective:	The objective of this course is to provide the theoretical foundations required to understand the financial mathematics concepts in context of life insurance contracts.
Learning Outcome:	<ul style="list-style-type: none"> • Students will learn implementation of different accumulation functions. • Understand mathematical foundation of different type of risky and non-risky assets.
Unit-1	Accumulation Function, Simple interest, compound interest, Generalized Cash- flow model, Concepts of compound interest and discounting, Nominal Interest rates or discount rates in terms of different time periods, Force of interest
Unit-2	Definition of compound interest functions including annuities certain, Level payment annuities, Level payment perpetuities, Repayment mode (m^{thly}), Non-level payment annuities and perpetuities: Geometric, Increasing and Decreasing, Continuous payment Cash flows
Unit-3	The investment and risk characteristics of the different types of asset available for investment purposes, Variable interest rates, Investment and risk characteristics of various types of assets such as bonds, shares, options and derivatives.
Unit-4	Forwards, Future, Call options, Put options, Put-call parity and swap, Structure of interest rates, Simple stochastic models for investment returns.
References	<ol style="list-style-type: none"> 1. Hull, J. C., (2003) <i>Derivatives Options & Futures</i>, Pearson Education. 2. Donald D.W.A. (1984). <i>Compound Interest & Annuities Certain</i>. Published for the Institute of Actuaries and the Faculty of Actuaries, London. 3. Mark Suresh Joshi, (2009) <i>The Concept and Practice of Mathematical Finance</i>, Cambridge University Press. 4. Dixit S. P., Modi C.S. and Joshi R.V. (2000). <i>Mathematical Basis of Life Assurance</i>. Published by Insurance Institute of India, Bombay. 5. Kellison, Stephen G (1991) <i>The Theory of Interest</i>, Homewood, IL: Richard D. Irwin, 2nd ed.

Course Code	STA 522
Course Name	Data Mining (Elective)
Credits	04
Objective:	
The main objective of this course is to introduce theoretical foundations of develop algorithms, and methods of deriving valuable insights from data which includes detection and identification of outliers and anomalies, understanding the sequential and temporal patterns.	
Learning Outcome:	
<ul style="list-style-type: none"> - The student will learn to approach data mining as a process, by demonstrating - competency in the use of data mining to the decision-support level of organizations - The students will learn to categorize and carefully differentiate between situations for applying different data-mining techniques. - Identify appropriate methods to address a given problems with data mining methods such as frequent pattern mining, association, correlation, classification, prediction, and cluster and outlier analysis - Able to design and implement data-mining solutions for different applications - Proficiency in evaluating and comparing different models used for Data Mining 	
Unit 1	
Data Mining: Introduction, Techniques, Issues and challenges, applications, Data preprocessing, Knowledge representation Association Rule Mining: Introduction, Methods to discover association rules, Association rules with item constraints	
Unit 2	
Decision Trees: Introduction, Tree construction principle, Decision tree construction algorithm, Pruning techniques, Integration of pruning and construction	
Unit 3	
Cluster analysis: Introduction, clustering paradigms, Similarity and distance, Density, Characteristics of clustering algorithms, Center based clustering techniques, Hierarchical clustering, Density based clustering, Other clustering techniques, Scalable clustering algorithms, Cluster evaluation Rough set theory, use of rough set theory for classification & feature selection. ROC Curves: Introduction, ROC Space, Curves, Efficient generation of Curves, Area under ROC Curve, Averaging ROC curves, Applications	
Unit 4	
Advanced techniques: Web mining - Introduction, Web content mining, Web structure mining, Web usage mining; Text mining- Unstructured text, Episode rule discovery from text, Text clustering; Temporal data mining - Temporal association rules, Sequence mining, Episode discovery, time series analysis; Spatial data mining - Spatial mining tasks, Spatial clustering, Spatial trends.	
References	
<ol style="list-style-type: none"> 1. Data Mining Techniques: A.K. Pujari, Universities Press, 2001 2. Mastering Data Mining: M. Berry and G. Linoff, John Wiley & Sons., 2000 	

Course Code	STA 523
Course Name	National Development Statistics(Elective)
Credits	04
Objective: The main objective is to make individual understand the significance and role of statistics in national development.	
Learning Outcome: <ul style="list-style-type: none"> - Understanding role of statistics in Economic Development of National development. - Understanding the Statistical System of India. 	
Unit-1	Economic development: Growth in per capital income and distributive justice, Indices of development, Human Development index, quality of life. Estimation of national income-product approach, income approach and expenditure approach.
Unit-2	Population growth in developing and developed countries, Population projection using Leslie matrix, Labour force projection
Unit-3	Poverty measurement-different issues, measures of incidence and intensity, combined measures e.q. indices due to Kakwani, Sen etc.
Unit-4	MOSPI- Statistical System of India: NSSO, CSO, NSSTA, NITI Ayoge, Different Institutions and committees are responsible for planning and execution of National Building.
References	
<ol style="list-style-type: none"> 1. Chatterjee, S.K.: Quality of life. 2. Chaubey, P. K.: Poverty Analysis, New Age International (P) Limited, Publishers. New Delhi. 3. Human Development Annual Report. 4. Sen, Amartya.: Poverty and Famines, Oxford University Press. 5. CSO. National Accounts Statistics- Sources and Health. 6. UNESCO: Principles of Vital Statistics Systems. 	

Course Code	STA 524
Course Name	Population Studies (Elective)
Credits	04
Objective: The main purpose is to enhance the knowledge about the data that deals with the laws of human mortality, morbidity and demography.	
Learning Outcome: <ul style="list-style-type: none"> - Learning about different methods of demographic data collection and related errors. - Learning about the fertility/ mortality models. - Understanding Life Tables and their construction. - Learning about the theory of stable population, population projection and about the concept of migration theory. 	
Unit-1	
Simple Registration System, SRB Bulletin, Coverage and content errors in demographic data, Chandrasekharan–Deming formula to check completeness of registration data, adjustment of age data- use of Whipple, Myer and UN indices. population transition theory.	
Unit-2	
Measures of fertility; stochastic models for reproduction, distributions of time of birth, inter- live birth intervals and of number of births (for both homogeneous and homogeneous groups of women), estimation of parameters; estimation of parity progression from open birth interval data. Measures of Mortality; construction of abridged life tables, infant mortality rate and its adjustments, model life table.	
Unit-3	
Stable and quasi-stable populations, intrinsic growth rate. Models of population growth and their fitting to population data. Internal migration and its measurement, migration models, concept of international migration.	
Unit-4	
Methods for population projection, component method of population projection, Nuptiality and its measurements.	
References	
Books Recommended <ol style="list-style-type: none"> 1. Kumar, R. (1986): Technical Demography, Wiley Eastern Ltd. 2. Benjamin, B. (1969): Demographic Analysis, George, Allen and Unwin. 3. Chiang, C.L. (1968): Introduction to Stochastic Progression. 4. Cox, P.R. (1970): Demography, Cambridge University Press. 5. Keyfitz, N. (1977): Introduction to the Mathematics of Population-with Revisions, Addison-Wesley, London. 6. Spiegelman, M. (1969): Introduction to Demographic Analysis, Harvard University Press. 7. Wolfenden, H.H. (1954): Population Statistics and Their Compilation, Am Actuarial Society. 	

Course Code	STA 525
Course Name	Principles & Practice of Insurance (Elective)
Credits	04
Objective: The main objective is to introduce the basics and concepts of insurance.	
Learning Outcome: <ul style="list-style-type: none"> - Learning the basics and concepts of insurance. - Enhancement in awareness about investment and insurance. 	
Unit-1	
Origin, Development and Present Status of Insurance, Risk Management, List out the Benefit and Cost of Insurance, Fundamental Key Principles of Insurance, Types of Insurance Contracts, Classification of Insurance.	
Unit-2	
Classification of insurance in life and non-life insurance, micro insurance, social insurance and general insurance (motor, marine, fire, miscellaneous), Types of insurance plans: whole life, term, endowment.	
Unit-3	
Types of investments and saving, Insurance, Shares, Bonds, Annuities, Mutual and Pension Fund.	
Unit-4	
Basics of Under-writing, Claims Management, Reinsurance, Legal and Regulatory Aspects of Insurance. Seminar/Assignments: Each student will have to prepare his/ her presentation/ making assignments based on any topic from Actuarial Science and presents it. The topics will cover cases studies covering various aspects of the principles of insurance including IRDA regulations, publications, the 1938 Act 2006 and accounting standards.	
References	
<ol style="list-style-type: none"> 1. Principles and Practice if Life Insurance, ICAI, New Delhi 2. Black & Skipper: Life and Health Insurance, Pearson Education 3. Harrington, Scott E. & Gregory R. : Risk Management and Insurance: 2nd ed., Tata McGraw Hill Publishing Company Ltd. New Delhi 	

Course Code	STA 526
Course Name	Statistical Methods for Non-Life Insurance (Elective)
Credits	04
Objective:	
The main objective of this course is to make students understands different Statistical methods used in Non-life insurance contracts.	
Learning Outcome:	
<ul style="list-style-type: none"> • Students will learn different methods to generate probability distribution used in Non life insurance. • Construction of probability distributions for Collective Risk Model and Individual Risk models and their application. • Students will understand and learn the concept of Ruin Theory to compute the ruin probability under different selection of Claim count and claim severity distribution. • Computation of Premium using Bayesian inference. 	
Unit-1	
Review of Loss distributions: Classical loss distributions, heavy-tailed distributions, reinsurance and loss distributions. Reinsurance and effect of inflation.	
Unit-2	
Risk models for aggregate claims: Collective risk model and individual risk model, premiums and reserves for aggregate claims, reinsurance for aggregate claims.	
Unit-3	
Ruin theory: Surplus process in discrete time and continuous time, probability of ruin in finite and infinite time, adjustment coefficient, Lundberg inequality, applications in reinsurance.	
Unit-4	
Introduction to Bayesian inference, Credibility Theory, Full credibility for claim frequency, claim severity and aggregate loss. Bayesian credibility, Empirical Bayes credibility.	
References	
<ol style="list-style-type: none"> 1. Boland P.J.: Statistical and probabilistic Methods in Actuarial Science. Chapman & Hall, London. 2. Bowers, JR. N.L., Gerber, H.U., Hickman, J.C., Jones, D.A. and Nesbitt, C.J.: Actuarial Mathematics, Second Edition, The Society of Actuaries. Sahaumburg, Illinois. 3. Dickson, D.C. M.: Insurance Risk and Ruin, Cambridge University Press, Cambridge. 4. Grandell, J. :Aspects of Risk theory, Springer-Verlag, New York 5. Mikosch, T.: Non-Life Insurance Mathematics, Springer, Berlin. 6. Ramasubramanian, S. : on Insurance Models, Hindustan Book Agency Texts and Readings in Mathematics (trim). 	

Course Code	STA 527
Course Name	Statistical Quality Control (Elective)
Credits	04
Objective:	
The main purpose of this paper is to introduce the most important field of applied statistics that contributes to quality control in almost all industries.	
Learning Outcome:	
<ul style="list-style-type: none"> - Learning Process control and Product control. - Knowing and understanding control charts and control limits. - Learning Sampling inspection plans for attributes and variables. 	
Unit-1	
General theory and review of control chart for attributes and variables, OC and ARL of control chart, Statistical process control short production runs, Modified and acceptance control charts.	
Unit-2	
Statistical process control with auto-correlated process data, Adaptive sampling procedures, Economic design of control chart, Cuscore charts, Control charts in health care monitoring and Public health surveillance.	
Unit-3	
Producer's risk, Consumer's risk, Acceptance sampling plan, Single and double sampling plans by attributes, OC, ASN (and ATI), LTPD, AOQ and AOQL curves, Single sampling plan for variables (one sided specification, known and unknown cases), use of IS plans and tables.	
Unit-4	
Multiple sampling plans, Sequential sampling plan, The Dodge-Roaming sampling plan, Designing a variables sampling plan with a specified OC curve, Other variables sampling procedures. Continuous sampling	
References	
<ol style="list-style-type: none"> 1. D.C. Montgomery: Introduction to Statistical Quality Control. Wiley. 2. Wetherill, G.B. Brown, D.W.: Statistical Process Control Theory and Practice, Chapman & Hall. 3. Wetherill, G.B.: Sampling Inspection and Quality control, Halsted Press. 4. Duncan A.J.: Quality Control and Industrial Statistics, IV Ed., Taraporewala and Sons. 5. Ott, E. R. : Process Quality Control (McGraw Hill) 	

Course Code	STA 528
Course Name	Survival Analysis (Elective)
Credits	04
Objective: The main objective of this paper is to introduce different concepts and applications of survival analysis.	
Learning Outcome: <ul style="list-style-type: none"> - Learning various lifetime models. - Understanding Parametric Inference and Non-Parametric Inference. - Learning the concept of Frailty. 	
Unit-1	Survival Characteristics and Parametric Models: Survival function, quantiles, hazard rate, cumulative hazard function, and mean residual life, Parametric models for study of event time data: Exponential, Weibull, extreme value, gamma, Pareto, logistic, log-logistic, normal, log-normal and mixture models -their survival characteristics. Parametric Inference: Longitudinal studies. Censoring mechanisms- type I, type II and left right and interval censoring. Likelihood function under censoring and estimation. Tests based on LR, MLE.
Unit-2	Nonparametric Inference: Actuarial and Kaplan-Meier estimators. Treatment of ties. Self-consistency property and asymptotic properties of K-M estimator (statement). Pointwise confidence interval for $S(t)$. Nelson-Aalen estimator of cumulative hazard function and estimation of $S(t)$ based on it. Two-sample methods. Comparison of survival functions: Log rank and Tarone-Ware tests.
Unit-3	Semi-parametric Inference: Explanatory variables- factors and variates. Cox proportional hazards model. The partial likelihood and estimation of regression coefficients and their standard errors. Breslow's estimator, Statement of asymptotic properties of the estimator. Confidence interval for regression coefficients. Wald, Rao and likelihood tests for β . Accelerated life model. Model selection criteria and comparison of nested models ($-2\log L$, AIC, BIC). Using information on prognostic variables in a competing risks model.
Unit-4	Concept of frailty. Shared frailty models. Identifiability of frailty models. Various frailty models. Gamma, positive stable, inverse Gaussian, power variance function, compound Poisson and compound negative binomial shared frailty models. Frailty regression models. Bivariate and correlated frailty models. Additive frailty models. Reversed hazard rates, Cox's proportional reversed hazards model.
References	
Books Recommended	
<ol style="list-style-type: none"> 1. Cox, D.R. and Oakes, D. (1984). Analysis of Survival Data, Chapman and Hall. 2. Deshpande, J.V. and Purohit S.G. (2005). Life Time Data: Statistical Models and Methods, Word Scientific. 3. Duchateau, L. and Johnson, P. (2008). The Frailty Model. Springer: New York. 4. Gross A.J. and Clark, V. A. (1975) Survival Distributions: Reliability Applications in the Biomedical Sciences, John Wiley and Sons. 5. Hanagal, D. D. (2011). Modeling Survival Data Using Frailty Models. CRC Press: New York. 6. Hougaard, P. (2000). Analysis of Multivariate Survival Data. Springer: New York. 7. Wienke, A. (2011). Frailty Models in Survival Analysis, CRC Press: New York. 	


PAPER CODE	STA 529
PAPER NAME	Statistical Methods for Bio-Computing (Elective)
CREDIT	04
Objective: The use of statistical methods and tools from applied probability to address problems in computational biology.	
Learning Outcome: Students can use the statistical topics and techniques will be used to address the biological problems: classical hypothesis testing, Bayesian hypothesis testing, Multiple hypothesis testing, extremal statistics, Markov chains, continuous Markov processes, Expectation Maximization and imputation, classification methods, Alignment of biological sequences and Molecular phylogeny Analysis methods.	
Unit-1	Lectures: 11
Type of genetic data: - Molecular and morphological data. Differences and advantages of molecular data on, morphological data, Character data and distance data, their relative merits and demerits. Concept of entropy, entropy as a measure of uncertainty, entropy of single and combined scheme/s, Measure of information content based on entropy. Relative entropy its similarity with likelihood ratio. Applications of these to biological sequences.	
Unit-2	Lectures:11
(Alignment of biological sequences): Pairwise and local alignment of biological Sequences (DNA/protein sequences). How biological sequences are different from mathematical sequences? The scoring matrices for alignment algorithms PAM and BLOSUM matrices. Algorithm for global alignment (Needleman Wunch algorithm). Local alignment algorithms (Smith - Waterman) Gap Model, dynamic programming algorithms for alignment with gaps such as linear gap model, affine gap model. Introduction to heuristic alignment algorithms such as BLAST, FASTA..	
Unit-3	Lectures: 11
Molecular phylogeny Analysis: Tree of life, gene and species tree. Distance based methods for reconstruction of phylogenetic tree such as UPGMA, weighted UPGMA, transformed distance method, nearest neighbor joining method. Comparison of trees generated using different distance function Requisites of a good distance function. Character based methods for molecular phylogeny, maximum likelihood method and maximum parsimony method. Assessing trees via bootstrap. Probabilistic approach to phylogeny. Probabilistic models of evolution, Felsenteins algorithm for likelihood computation. Juke Canter model and Kimura and other probabilistic models for evolution.	
Unit-4	Lectures: 12
Applications of Markov and Hidden Markov models to biological sequence Analysis. Markov chain as a classifier, use of Markov chain Model for demarcation of a region in Biological sequence analysis. Application of these in genetic sequence analysis such as detection of CPG Island. Testing whether given stretch of sequence is coming from CPG Island (use of Markov model for discrimination) Markov model based classification clusterization, testing order of a Markov model, testing homogeneity of two Markov models, Use of these test to design clustering algorithm. Hidden Markov/chains. Difference between these and simple Markov chains. Analysis of Hidden Markov Models/chains. Verterb is algorithm, Forward and backward algorithm for hidden Markov model. Parameter estimation in hidden Markov model when path is known as well as unknown, BaumWelch algorithm.	
References	
<ol style="list-style-type: none"> 1. Alexander Isaac: (2001). Introduction to Mathematical Methods Bioinformatics. Springer. 2. Durbin R., Eddy S. Krogh A. Michelson G. (1998). Biological Sequence Analysis, Cambridge University Press. 3. 3. Robin S., Rudolph F, Schboth S. (2003) DNA Words and models Statistics of Exceptional Words, Cambridge University Press. 	

PAPER CODE	STA 530
PAPER NAME	Computer Intensive Statistical Methods (Elective)
CREDIT	04
Objective:	
The main objective of this paper is to make students understand computational intensive methods for doing statistical inference.	
Learning Outcome:	
<ul style="list-style-type: none"> - Understanding the basic ideas of Random Number Generation, Resampling and Simulation Methods. - Enabled to apply computational methods, such as Monte Carlo simulations, the EM algorithm. - Knowing to use hierarchical Bayesian models to formulate and solve complex statistical problems. 	
Unit-1	Lectures: 11
Resampling Techniques: Re sampling paradigms, bias-variance trade-off. Bootstrap methods, estimation of sampling distribution, confidence interval, variance stabilizing transformation. Jackknife and cross-validation. Jackknife in sample surveys. Jackknife in regression under heteroscedasticity. Permutation tests.	
Unit-2	Lectures:11
Missing Values and Imputations Techniques: Missing values and types of missingness, imputations methods for missing values, single and multiple imputations. EM Algorithm and Applications: EM algorithm for incomplete data, EM algorithm for mixture models, EM algorithm for missing values, stochastic EM algorithm.	
Unit-3	Lectures: 11
Smoothing techniques: Kernel estimators, nearest neighbor estimators, orthogonal and local polynomial estimators, wavelet estimators. Splines. Choice of bandwidth and other smoothing parameters.	
Unit-4	Lectures: 12
Bayesian computing, Markov Chain Monte Carlo. Simulation using MCMC, Particle filtering, MCMC methods for missing values.	
References	
<ol style="list-style-type: none"> 1. Buuren, Stef van (2012). Flexible Imputation of Missing Data. Chapman and Hall. 2. Chihara, L. and Hesterberg, T. (2011) Mathematical Statistics with Resampling and R. Wiley. 3. Davison, A.C. and Hinkley, D.V. (1997) Bootstrap methods and their Applications. Chapman and Hall. 4. Efron, B. and Tibshirani, R.J. (1994); An Introduction to the Bootstrap. Chapman and Hall. 5. Christensen R, Johnson, W., Branscum A. and Fishman, G.S. (1996) Monte Carlo: Concepts, Algorithms, and Applications. Springer. 6. Gilks, W. R., Richardson, S., and Spiegelhalter, D. (eds.) (1995) Markov Chain Monte Carlo in Practice. Chapman and Hall. 7. Good, P. I. (2005) Resampling Methods: A Practical Guide to Data Analysis. Birkhauser/Bosel. 8. Hanson T. E. (2011). Bayesian Ideas and Data Analysis: An Introduction for Scientists and Statisticians, Chapman Hall. 9. Jim, A. (2009). Bayesian Computation with R, 2nd Edn, Springer. 10. Kennedy W. J. Gentle J. E. (1980) Statistical computing. Marcel Dekker. 11. McLachlan, G.J. and Krishnan, T. (2008) The EM Algorithms and Extensions. Wiley. 12. Rubinstein, R.Y. (1981); Simulation and the Monte Carlo Method. Wiley. 13. Shao J. and Tu, D. (1995); The Jackknife and the Bootstrap. Springer Verlag. 14. Tanner, M.A. (1996); Tools for Statistical Inference, Third edition. Springer. 	

Course Code	STA 531
Course Name	Decision Theory & Non Parametric Inference (Elective)
Credits	04
Objective:	
The main objective is to introduce the concept of Bayesian decision making and Non-Parametric inference.	
Learning Outcome:	
<ul style="list-style-type: none"> - Understanding decision theory which is informed by Bayesian probability i.e., making rational decisions against multiple criteria. - Learning to handle data sets which do not have any parametric information. 	
Unit-1	
Basic elements of Statistical Decision Problem. Expected loss, decision rules (nonrandomized and randomized), decision principles (conditional Bayes, frequentist), inference as decision problem, optimal decision rules. Bayes and minimax decision rule. Admissibility of minimax rules and Bayes rules.	
Unit-2	
Subjective probability, Prior distribution, subjective determination of prior distribution. Improper priors, non-informative (default) priors, invariant priors. Conjugate prior families, hierarchical priors and Parametric Empirical Bayes. Posterior distribution, Loss function, squared error loss, precautionary loss, LINEX loss. Bayes HPD confidence intervals.	
Unit-3	
Sequential Estimation Procedures. Definition and construction of S.P.R.T. Fundamental relation among A and B. Wald's inequality. Determination of A and B in practice. Average sample number and operating characteristic curve	
Unit-4	
Nonparametric and distribution-free tests, one sample problems and problem of symmetry, Sign test, Wilcoxon signed rank test, Kolmogorov-Smirnov test. Test of randomness using run test. General two sample problems: Wolfowitz runs test, Kolmogorov Smirnov two sample test (for sample of equal size), Median test, Wilcoxon-Mann-Whitney U-test.	
References	
<ol style="list-style-type: none"> 1. Berger, J.O.: Statistical Decision Theory and Bayesian Analysis, 2nd Edition. Springer Verlag. 2. Bernardo, J.M. and Smith, A.F.M. Bayesian Theory, John Wiley and Sons. 3. Robert, C.P.: The Bayesian Choice: A Decision Theoretic Motivation, Springer. 4. Ferguson, T.S.: Mathematical Statistics - A Decision Theoretic Approach, Academic Pres. 5. George Casella, Roger L. Berger: Statistical Inference, 2nd ed., Thomson Learning. 6. Rohatagi, V.K.: An Introduction to Probability and Mathematical Statistics, Wiley Eastern, New Delhi. 7. Rao, C.R. Linear Statistical Inference and its Applications, Wiley Eastern. 	



TENTH SEMESTER



PAPER CODE	STA 504
PAPER NAME	Practicals
CREDIT	02 (0-0-4)
Total hours	30
	CONTENT
Practical based on elective papers opt by the students. There shall be at least five practicals exercises covered from each of the courses.	

Course Code	STA 505
Course Name	Project
Credits	10
	Guidelines for project
<ul style="list-style-type: none"> • Project duration: Students may start preliminary work related to their project after second semester. • Project Guide: Teachers from the Department of Statistics and/or organization where student is going to visit for field work or training. Each project group will be guided by concerned teacher (guide) for 8 hour per week throughout the IV semester. • Project Topic: Students in consultation with the guide will decide project topic. The modification on the title may be permitted after the pre-presentation as advised during the seminar in consultation with the supervisor. Project work may be carried out in a group of students depending upon the depth of fieldwork/problem involved. • Project report: Project report should be submitted in typed form with binding within the time as stipulated be the Department. • Project evaluation: Project evaluation will be based on <ul style="list-style-type: none"> (i) Continuous evaluation of the work - 25 Marks awarded by supervisor (ii) Project report and final presentation - 25 marks awarded by supervisor (iii) Viva-voce and final presentation - 50 marks awarded by external expert 	



Course Code	STA 541
Course Name	Contingencies (Elective)
Credits	04
Objective: To make students aware of statistical concepts required to address problem in premium computation of life insurance contracts.	
Learning Outcome: <ul style="list-style-type: none"> - learn modeling future life time distribution of human life. - Understand various type of life insurance contract. - Understand law of premium computations. - Understand computation of premium for different contracts which includes multiple lives. 	
Unit-1	The future lifetime random variable-complete (T_x), curtate (K_x) and 1/mthly ($K_x^{(m)}$). Survival and mortality probabilities and functions, including ${}_t p_x$, ${}_t q_x$, ${}_t u q_x$, $\mu_x(t)$ and select versions. Life tables and their uses; the life table functions for select and ultimate lives. UDD and constant force of mortality fractional age assumptions.
Unit-2	Definitions, distributions, calculations of probabilities and moments for insurance benefit present value random variables, including standard international actuarial notation. Definitions, distributions, calculations of probabilities and moments for annuity present value random variables, including standard international actuarial notation.
Unit-3	The future loss random variable for insurance contracts, The equivalence principle for net and gross premium calculation, Calculation of prospective reserves using the future loss random variable, Recursions for reserves, Thiele's equation: solving the ODE.
Unit-4	Multivariate random variables, Joint life status, Last survivor status, Joint survival functions, Common shock model, Insurance for multi-life models, Deterministic survivorship group, Random survivorship group, Stochastic model for multiple decrements
References	
<ol style="list-style-type: none"> 1. David C. M. Dickson, Mary R. Hardy, Howard R. Waters (2009) Actuarial Mathematics for Life Contingent Risks, Cambridge University Press. 2. Shailja R Deshmukh: Actuarial Statistics using R, University Press. 3. Booth, P.M et al.:Modern Actuarial Theory and Practice, Chapman & Hall. 4. Gerber, H.U.: Life Insurance Mathematics,3rd ed. Springer, Swiss Association of Actuaries 5. Browers Newton L et al.:Actuarial Mathematics (2nd ed.) Society of Actuaries 	

Course Code	STA 542
Course Name	Econometrics
Credits	04
Objective:	
The main objective is to introduce branch which is an integration of mathematics, statistics, and economics used to deal with econometric models.	
Learning Outcome:	
<ul style="list-style-type: none"> - Learning properties and problems of econometric models. - Knowing the estimation and testing of hypothesis in econometric models. - Understanding Simultaneous Equation Models. 	
Unit-1	
Introduction of Econometrics, Multiple Linear Regression Model, Model with non-spherical disturbances, Test of Auto-correlation, restricted regression estimator, Errors in variables, Dummy variables, Logit and Probit Models	
Unit-2	
Seemingly unrelated regression equation (SURE) model and its Estimation, Simultaneous equations model, concept of structural and reduced forms problem of identification, rank and order condition of identifiability.	
Unit-3	
Methods of estimation of simultaneous equation model: indirect least squares, two stage least squares and limited information maximum likelihood estimation, idea of three stage least squares and full information maximum likelihood estimation, and prediction	
Unit-4	
Panel data models: Estimation in fixed and random effect models, Panel data unit root test	
References	
<ol style="list-style-type: none"> 1. Apte, P.G.: Text books of Econometrics, Tata McGraw Hill. 2. Gujarathi, D.: Basic Econometrics; McGraw Hill. 3. Johnston, J.: Econometrics Methods. Third edition, McGraw Hill. 4. Srivastava, V.K. and Giles D. A. E.: Seemingly unrelated regression equations models, Marcel Dekker. 5. Ullah, A. and Vinod, H.D.: Recent advances in Regression Methods, Marcel Dekker. 	

Course Code	STA 543
Course Name	Extreme Value Theory (Elective)
Credits	04
Objective:	
Main Objective of this course is to introduce the concept extremal behaviour of the random variable and learn different procedures to identify the governing extremal Laws.	
Learning Outcome: Students will learn	
<ul style="list-style-type: none"> - the behavior of Order Statistics and distribution of their functions. - limiting behaviour of sample maxima and its convergence. - implementation of diagnostic procedure to identify the domain of attractions. 	
Unit-1	
Order Statistics: Distribution of first and last order statistics, Distribution of a single order statistic, Joint distribution of two consecutive order statistics, Distribution of Range, spacing between two order statistics, ratio of two order statistics. Illustrative examples considering different family of distributions.	
Unit-2	
Fluctuations of Maxima - Limit distribution of linearly normalized maxima, Weak convergence of maxima. Maximum Domains of attraction and Norming constants - The maximum domains of attractions of extreme value distributions. Von Mises' theorem. Fluctuations of univariate upper order statistics. The Generalized Extreme Value Distribution, The Generalized Pareto Distribution.	
Unit-3	
Diagnostic procedure to identify maximum domains of attractions: Hill Plot, Probability Paper Plot, Zipf's plot, QQ Plot, Mean Excess Plot, Sum Plot. Illustration contains different classes of distributions.	
Test for identification of max domain of attractions: Hasofer and Wang's test, Segers and Teugels test, Ratio between Maximum to sum of excess.	
Unit-4	
Analysis the Hydrology, Insurance, Finance, Geology, Environment, Meteorology, Seismic dataset by graphical diagnostic procedure and fitting of suitable extreme value distributions.	
References	
<ol style="list-style-type: none"> 1. Embrechts, P., Kluppelberg, C., & Mikosch, T. (1999). Modelling extremal events. British Actuarial Journal, 5(2), 465-465. 2. Beirlant, J., Goegebeur, Y., Segers, J., & Teugels, J. L. (2006). Statistics of extremes: theory and applications. John Wiley & Sons. 3. Kotz, S., & Nadarajah, S. (2000). Extreme value distributions: theory and applications. World Scientific. 4. Castillo, E., Hadi, A. S., Balakrishnan, N., & Sarabia, J. M. (2005). Extreme value and related models with applications in engineering and science. 	

Course Code	STA 544
Course Name	Life & Health Insurance (Elective)
Credits	04
Objective: The main objective of this paper is to make individuals aware about the mechanisms of life and health insurance.	
Learning Outcome:	
<ul style="list-style-type: none"> - Enhancement about the awareness about the status of health and life insurance in reference to Indian Population. - Learning about the associated business through insurance policies in India. 	
Unit-1	
Introduction to life and health insurance, various types of life and health insurance plans, available insurance policies in the Indian market	
Unit-2	
Conventional non-participating life insurance, Linked accumulating non-participating contracts , Non-linked Accumulating Non-participating Contracts Participating Life Insurance, Different Distribution Methods, Profit Distribution Strategies, With-profit polices, Dividends and Bonus Method	
Unit-3	
Health insurance data, pricing & reserving, Classification of group and individual insurance plan under life and health insurance, Social security schemes, Method of valuation, Analysis of surplus	
Unit-4	
The actuarial role in life office management: Introduction, product pricing, analysis of surplus, monitoring and uploading the assumptions in the control cycle. Further uses of models in Actuarial management. Students are also expected to complete three assignments:	
<ol style="list-style-type: none"> i. Each student is expected to write a brief report on an appropriate/ relevant real life problem related to life insurance/health insurance/ general insurance using statistical tools and techniques. ii. Review one insurance existing policy in Indian market and advise change with comparative analysis. iii. Review some case study reported to different insurance companies administrative or legal authorities of the University. 	
References	
<ol style="list-style-type: none"> 1. Black & Skipper: Life and health insurance, Pearson Education 2. Philip Booth et al.: Modern actuarial theory and practice, Second edition, Chapman and Hall/CRC 	

Course Code	STA 545
Course Name	Statistical Methods for Reliability (Elective)
Objective: The main objective of this paper is to introduce different concepts and applications of Reliability Theory.	
Learning Outcome: <ul style="list-style-type: none"> - Learning various lifetime models in Reliability Theory. - Understanding systems and system reliability. - Learning various classes and their interrelations. 	
Credits	04
Unit-1	
Coherent structures, representation of coherent systems in terms of paths and cuts, modules of coherent systems. Reliability of system of independent components, association of random variables, bounds on system reliability, improved bounds on system reliability using modular decompositions.	
Unit-2	
Shape of the system reliability function, applications to relay circuits and safety monitoring systems. Notion of aging, life distributions of coherent systems, Distributions with increasing failure rate average arising from shock models, preservation of life distribution classes under reliability operations. Reliability bounds, Mean life series and parallel systems.	
Unit-3	
Classes of life distributions applicable in replacement models, NBU, NBUE, NWU, NWUE classes of life distributions and their implications. Shock models leading to NBU. Age replacement and block replacement policies. Renewal theory useful in replacement models.	
Unit-3	
Replacement policy comparisons, preservation of life distribution classes under reliability operations. Reversed hazard rate, cumulative reversed hazard function, relation between hazard function and reversed hazard function. Reversed lack of memory property.	
References	
<ol style="list-style-type: none"> 1. Barlow, R. E. and Proschan F. (1975). Statistical theory of Reliability and Life testing: Probability Models. Holt, Rinehart and Winston Inc. 2. Barlow, R. E. and Proschan F. (1996). Mathematical Theory of Reliability. John Wiley. 3. Tobias, P. A. and Trindane, D. C. (1995). Applied Reliability. Second edition. CRC Press. 	

Course Code	STA 546
Course Name	Statistical Quality Management (Elective)
Credits	04
Objective:	
The main objective of this course is to understand the procedure which seeks to improve the quality of the output of a particular industrial process.	
Learning Outcome:	
<ul style="list-style-type: none"> - Learning to identify and remove the cause of defects through different statistical quality management techniques. - Learning to minimize the variability in manufacturing and business process. 	
Unit-1	
Moving average and exponentially weighted moving average charts, Cu-sum charts using V-masks and decision intervals. Economic design of \bar{X} chart. Multivariate control charts.	
Unit-2	
Acceptance sampling plans for inspection by variables for two sided specifications. Military Standard 105E (ANSI/ASQC Z1.4, ISO 2859) plans.	
Unit-3	
Continuous Sampling plans of Dodge type and Wald-Wolfowitz type and their properties, Bulk and chain sampling plans, Bayesian sampling plans. Role of statistical techniques in quality management.	
Unit-4	
Process Capability Indices: their estimation, confidence intervals and test of hypotheses for normally distributed characteristics. Process capability analysis using control chart, Process capability analysis with attribute data. Gauge and Measurement System capability studies.	
References	
<ol style="list-style-type: none"> 1. D.C. Montgomery: Introduction to Statistical Quality Control. Wiley. 2. Wetherill, G.B. Brown, D.W.: Statistical Process Control Theory and Practice, Chapman & Hall. 3. Wetherill, G.B.: Sampling Inspection and Quality control, Halsted Press. 4. Duncan A.J.: Quality Control and Industrial Statistics, IV Edition, Taraporewala and Sons. 5. Ott, E. R.: Process Quality Control (McGraw Hill) 	

Course Code	STA 547
Course Name	Stochastic Finance (Elective)
Credits	04
Objective:	
The course is designed to introduce the stochastic models used in finance and to gain understanding of the sources and characteristics of financial data.	
Learning Outcome:	
Upon completion of the course students will be able to	
<ul style="list-style-type: none"> • Understand various type of Assests including Forward contract, Derivatives etc. • Use the standard Brownian Motion and Ito Integration. • Student will understand the Option pricing using Black-Schole Model. 	
Unit-1	
Mechanism of Options markets, Types of Options, Option positions, Derivatives, Underlying Assets, Specification of stock options, Stock option pricing, Factors affecting option prices, Upper and lower bounds for option prices, Trading strategies involving options, Binomial model: One-step and two-step models, Binomial trees. Risk neutral valuation.	
Unit-2	
Brownian Motion, Weiner Process, Quadratic Variation, Arithmetic and Geometric Brownian motion, Review of basic properties and related martingales, Applications to insurance problems, Ito Lemma, Ito integral, Applying Ito Lemma.	
Unit-3	
Black-Scholes model: Distribution of rate of returns, volatility, risk neutral pricing, Discrete and Continuous Martingale pricing, Idea underlying the Black-Scholes-Merton differential equation, Estimating volatility	
Unit-4	
Greek Letters and hedging, Interest rate derivatives, Black model	
References	
<ol style="list-style-type: none"> 1. Hull John C. and Basu S. (2010) Options, Futures and Other derivatives, 3rd Prentice hall of India Private Ltd., New Delhi. 2. Sheldon M Ross (2005): An elementary Introduction to Mathematical Finance, Cambridge University Press. 3. Joshi M.S. (2010): The Concept and Practice of Mathematical Finance, Cambridge University Press. 4. Shreve Steven E.(2009) Stochastic Calculus for Finance I: The Binomial Asset Pricing models, Springer. 	

Course Code	STA 548
Course Name	Machine Learning (Elective)
Credits	04
Objective:	
<ul style="list-style-type: none"> - The objective is to familiarize the audience with some basic learning algorithms and techniques and their applications, as well as general questions related to analyzing and handling large data sets. - Several libraries and data sets are publicly available, that will be used to illustrate the application of machine learning algorithms. - The emphasis will be on machine learning algorithms and applications, with some broad explanation of the underlying principles. - To develop the basic skills necessary to pursue research in machine learning. - To develop the design and programming skills that will help you to build intelligent, adaptive artifacts. 	
Learning Outcome:	
<ul style="list-style-type: none"> - After completing the study of the discipline Machine Learning, the student are expected to: - understand complexity of Machine Learning algorithms and their limitations; - understand modern notions in data analysis oriented computing; - be capable of confidently applying common Machine Learning algorithms in practice and implementing their own; - be capable of performing experiments in Machine Learning using real-world data. 	
Unit I	
Basics: Introduction to Machine Learning - Different Forms of Learning Classification: Classification tree, SVM, Instance Based Classification, LDA, Multiclass Classification.	
Unit II	
Clustering: Partitional Clustering - K-Means, K-Medoids, Hierarchical Clustering-Agglomerative, Divisive, Distance Measures, Density Based Clustering - DBscan, Spectral Clustering	
Unit III	
Ensemble Methods: Boosting - Adaboost, Gradient Boosting, Bagging - Simple Methods, Random Forest	
Unit IV	
Dimensionality Reduction: Multidimensional Scaling, and Manifold Learning Reinforcement Learning: Q-Learning, Temporal Difference Learning	
References	
<ol style="list-style-type: none"> 1. Pattern Recognition and Machine Learning. Christopher Bishop. 2. Machine Learning. Tom Mitchell. 3. Pattern Classification. R.O. Duda, P.E. Hart and D.G. Stork. 4. Data Mining: Tools and Techniques. Jiawei Han and Michelline Kamber. 5. Elements of Statistical Learning. Hastie, Tibshirani and Friedman. Springer. 	

PAPER CODE	STA 549
PAPER NAME	Statistical Analysis of Clinical Trials (Elective)
CREDIT	04
Objective: The course stresses on the concepts of statistical design and analysis in biomedical research, with special emphasis on clinical trials.	
Learning Outcome: Students can understand the key statistical components involved in the planning and conduct of clinical trials. Also awareness of different populations for analysis and understand which is appropriate to address specific research questions.	
Unit-1	Introduction to clinical trials: need and ethics of clinical trials, bias and random error in clinical studies, conduct of clinical trials, overview of Phase I-IV trials, multicenter trials. Data management: data definitions, case report forms, database design, data collection systems for good clinical practice. Bioavailability, pharmacokinetics and pharmacodynamics, two-compartment model.
Unit-2	Design of clinical trials: parallel vs. cross-over designs, cross-sectional vs. longitudinal designs, objectives and endpoints of clinical trials, design of Phase I trials, design of single stage and multi-stage Phase II trials. Design and monitoring of Phase III trials with sequential stopping, design of bio-equivalence trials. Inference for 2x2 crossover design: Classical methods of interval hypothesis testing for bioequivalence, Bayesian methods, nonparametric methods.
Unit-3	Power and sample size determination, multiplicative (or log-transformed) model, ML method of estimation, assessment of inter and intra subject variabilities, detection of outlying subjects. Optimal crossover designs: Balaams design, Two-sequence dual design. Optimal four period designs. Assessment of bioequivalence for more than two drugs, Williams design.
Unit-4	Designs based on clinical endpoints: Weighted least squares method, log-linear models, generalized estimating equations. Drug interaction study, dose proportionality study, steady state analysis. Interim analysis and group sequential tests, alpha spending functions. Analysis of categorical data.
References	
<ol style="list-style-type: none"> 1. Chow S.C. and Liu J.P. (2009). Design and Analysis of Bioavailability and bioequivalence. 3rd Edn. CRC Press. 2. Chow S.C. and Liu J.P. (2004). Design and Analysis of Clinical Trials. 2nd Edn. Marcel Dekker. 3. Fleiss J. L. (1989). The Design and Analysis of Clinical Experiments. Wiley. 4. Friedman L. M. Furburg C. Demets D. L. (1998). Fundamentals of Clinical Trials, Springer. 5. Jennison .C. and Turnbull B. W. (1999). Group Sequential Methods with Applications to Clinical Trails, CRC Press. 6. Marubeni .E. and Valsecchi M. G. (1994). Analyzing Survival Data from Clinical Trials and Observational Studies, Wiley. 	

PAPER CODE	STA 550
PAPER NAME	Bayesian Inference (Elective)
CREDIT	04
Objective: To know Bayesian approach to solve statistical decision problems and use Bayesian techniques for computation.	
Learning Outcome: <ul style="list-style-type: none"> - Students will learn statistical inference under Bayesian framework. - Understanding different types of priors and posterior distributions. - Enable to draw the posterior based inferences under certain loss function. 	
Unit-1	
Basic elements of Statistical Decision Problem. Expected loss, decision rules (non-randomized and randomized). Overview of Classical and Bayesian Estimation. Advantage of Bayesian inference, Prior distribution, Posterior distribution, Subjective probability and its uses for determination of prior distribution. Importance of non-informative priors, improper priors, invariant priors. Conjugate priors, construction of conjugate families using sufficient statistics, hierarchical priors. Admissible and minimax rules and Bayes rules.	
Unit-2	
Point estimation, Concept of Loss functions, Bayes estimation under symmetric loss functions, Bayes credible intervals, highest posterior density intervals, testing of hypotheses. Comparison with classical procedures. Predictive inference. One- and two-sample predictive problems.	
Unit-3 and 4	
Bayesian approximation techniques: Normal approximation, T-K approximation, Monte-Carlo Integration, Accept-Reject Method, Idea of Markov chain Monte Carlo technique.	
References	
<ol style="list-style-type: none"> 1. Berger, J. O. : Statistical Decision Theory and Bayesian Analysis, Springer Verlag. 2. Robert, C.P. and Casella, G. : Monte Carlo Statistical Methods, Springer Verlag. 3. Leonard, T. and Hsu, J.S.J. : Bayesian Methods, Cambridge University Press. 4. Bernardo, J.M. and Smith, A.F.M. : Bayesian Theory, John Wiley and Sons. 5. Robert, C.P. : The Bayesian Choice: A Decision Theoretic Motivation, Springer. 6. Gemerman, D. : Markov Chain Monte Carlo: Stochastic Simulation for Bayesian Inference, Chapman Hall. 7. Box, G.P. and Tiao, G. C.: Bayesian Inference in Statistical Analysis, Addison-Wesley. 	